



HIGH PRESSURE HYDRAULIC RUBBER HOSE


CROW FOOT COUPLINGS



MINIMESS / TEST HOSES & COUPLINGS



QRC



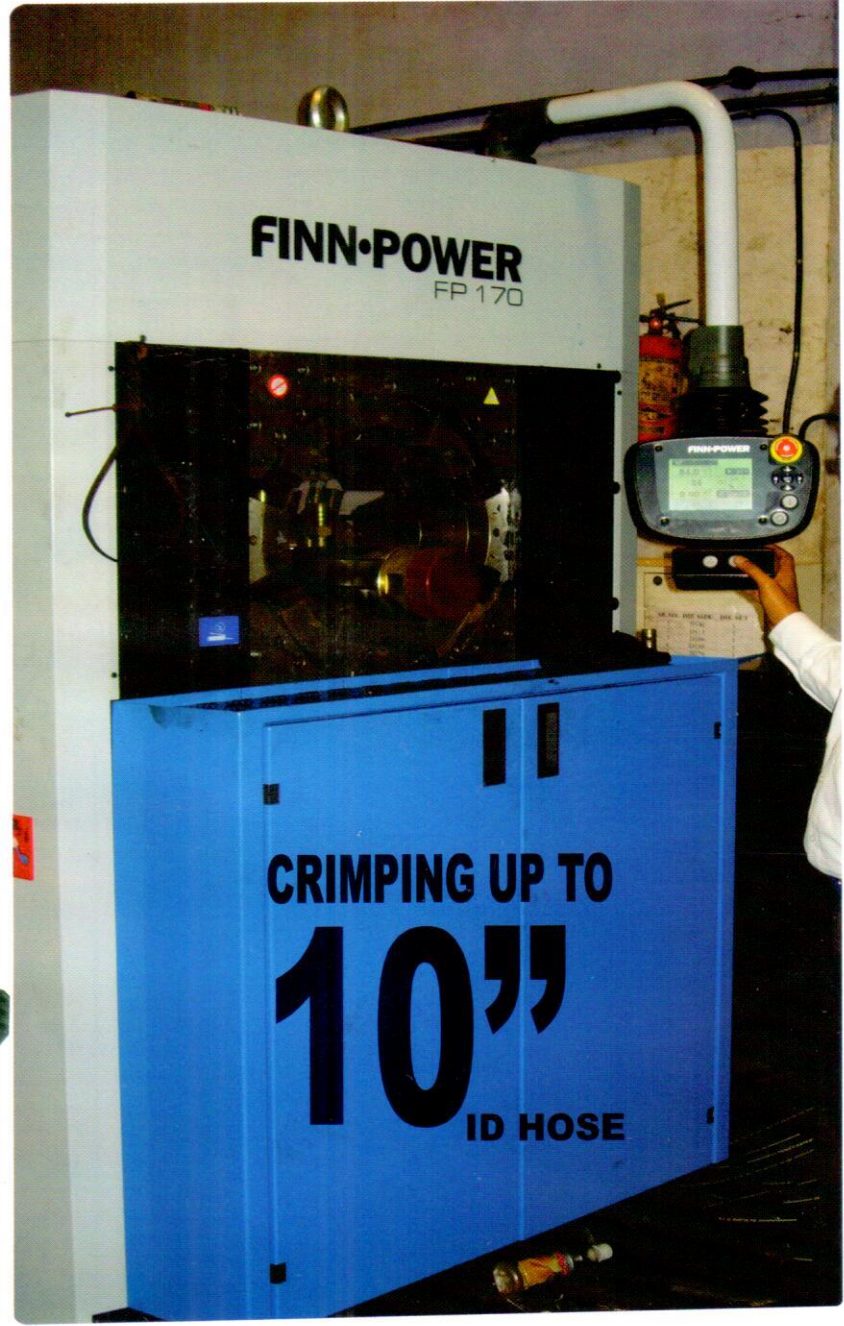
5,00,000 CYCLES IMPULSE TESTED
POWERFLEX ASSEMBLY



HAMMER UNION



CRIMPING UP TO 10" ID HOSE INDUSTRIAL HOSES & COUPLINGS



CRIMPING UP TO 10" ID HOSE



WATER JETTING, LANCE HOSES UPTO 2800 BAR



H.P. Ball & Needle Valve




HOSE REEL



PTFE/PP/SS Camlock & Flanges



SAE & SPLIT FLANGES



BEFORE FIRE & RADIANT HEAT RESISTANT SLEEVE AFTER



Certified Assembler in INDIA.

Authorised

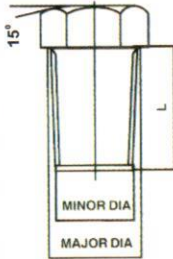
Distributor



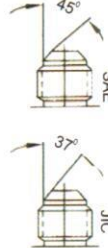
ADL Insulflex,

NPT MALE THREADS

THREAD SIZE	MAJOR DIA	MINOR DIA	TPI	TOTAL LENGTH 'L'
1/8"	10.62	10.00	27	10.0
1/4"	14.00	13.30	18	14.0
3/8"	17.30	16.70	18	14.0
1/2"	22.00	20.83	14	19.0
3/4"	27.00	26.06	14	19.0
1"	34.00	32.66	11-1/2	24.0
1-1/4"	43.00	41.55	11-1/2	24.8
1-1/2"	49.00	47.50	11-1/2	25.4
2"	60.60	59.40	11-1/2	26.0



D : Outside dia male thread
d : Inside dia female thread

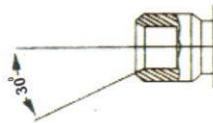


UNF THREADS

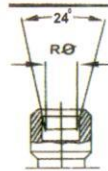
Thread	D mm	d mm	JIC size	SAE size
7/16-20UNF	11.07	10.00	-4	-4
1/2-20UNF	12.70	11.60	-5	-5
9/16-18UNF	14.25	13.00	-6	-6
5/8-18UNF	15.85	14.70	-6	-6
3/4-16UNF	19.00	17.60	-8	-8
7/8-14UNF	22.17	20.50	-10	-10
1-1/16-12UN	26.95	25.00	-12	-12
1-1/16-14UNS	26.95	25.30	-12	-12
1-5/16-12UN	33.30	31.30	-16	
1-5/16-14UNS	33.30	31.50	-16	
1-5/8-12UN	41.22	39.20	-20	
1-5/8-14UNS	41.22	39.50	-20	
1-7/8-12UN	47.57	45.60	-24	
1-7/8-14UNS	47.57	45.90	-24	
2-1/2-12UN	63.45	61.50	-32	
3-12UN	76.20	74.30	-40	
3-1/2-12UN	88.90	87.00	-48	

BSP THREADS

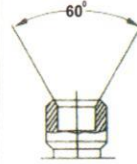
Thread	Threads per inch	D MM	d MM
1/8	28	9.73	8.6
1/4	19	13.16	11.5
3/8	19	16.66	14.9
1/2	14	20.96	18.6
5/8	14	22.91	20.6
3/4	14	26.44	24.1
1	11	33.25	30.3
1-1/4	11	41.91	38.9
1-1/2	11	47.80	44.9
1-3/4	11	53.75	50.8
2	11	59.62	56.7
2-1/4	11	65.72	62.8



Male Inverted Flare (for Standpipe Fittings)



Male Inverted Flare (for globeval Fittings)



METRIC THREADS

Male thread inverted flare 24" (for standpipe fittings) RØ

Thread	D mm	d mm	NW D/N 7631	Din Light Duty	Din Heavy Duty
M12 X 1	12.0	11.0			
M12 X 1.5	12.0	10.5	4	6	
M14 X 1.5	14.0	12.5	6	8	6
M16 X 1.5	16.0	14.5	8	10	8
M18 X 1.5	18.0	16.5	10	12	10
M20 X 1.5	20.0	18.5			12
M22 X 1.5	22.0	20.5	13	15	14
M24 X 1.5	24.0	22.5			16
M26 X 1.5	26.0	24.5	16	18	
M27 X 1.5	27.0	25.5			
M30 X 1.5	30.0	28.5	20		
M30 X 2	30.0	27.9		22	20
M33 X 1.5	33.0	31.5			
M36 X 1.5	36.0	34.5			
M36 X 2	36.0	33.9		28	25
M38 X 1.5	38.0	36.5	25		
M39 X 1.5	39.0	37.5			
M42 X 1.5	42.0	40.5			
M42 X 2	42.0	39.9			30
M45 X 1.5	45.0	43.5	32		
M45 X 2	45.0	42.9		35	
M48 X 1.5	48.0	46.5			
M52 X 1.5	52.0	50.5	40		
M52 X 2	52.0	49.9		42	38

PRESSURE CONV. TABLE

1kg./cm² = 14.22 PSI
1 BAR = 14.50 PSI

To Determine The Thread Size Of A fitting,measure The Outside Diameter Of The Male Thread (D) Or The Inside Diameter (d) And Then Identify The Number Of Threads Per Inch In The Case Of American And Bsp Thread Or The Pitch For Metric Threads.

TEMP. CONV. TABLE

(F-32) X (5/9) = °C

Above data is for quick identification, user are advised to check with required standards, no liability whatsoever will be accepted against data interpreted from above.



POWERFLEX INDUSTRIES

Off. & Works : Powerflex House, Plot No. 500, Sonawala Cross Road No.2, Goregaon (E), Mumbai- 400 063. Tel.: (022) 2685 0724, 6570 2629, 6704 7722
Fax : (022) 6704 7720 E-mail: powerflex@vsnl.com Web : www.powerflexind.com

